

The Profile System:

MayCAD


Design Software

- Free to use
- Easy to install
- 80% Faster
- Export function for 3D models and parts list

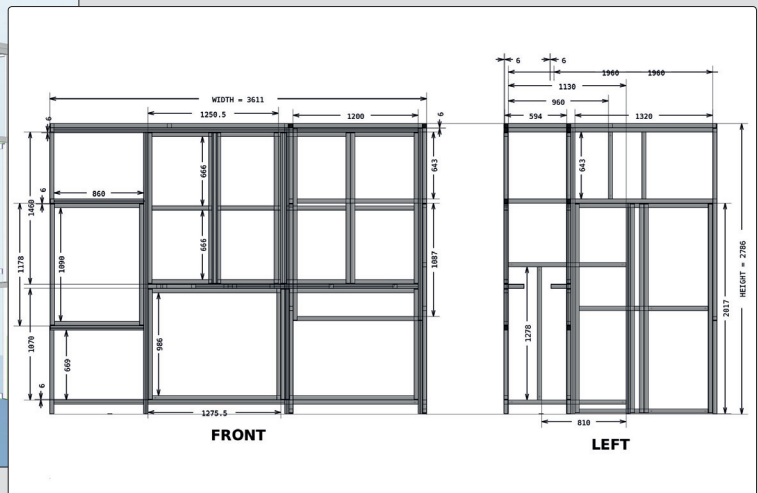
Sample

Machine enclosure

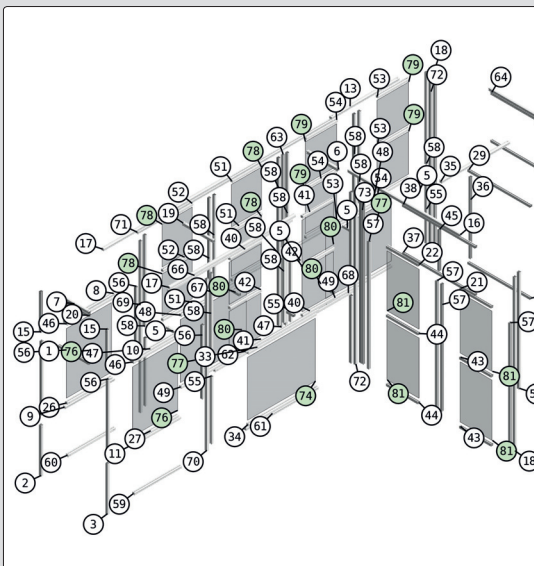
Complete in 20 min. ... Ready




3D view



Dimensional drawing



Exploded view with part numbers



Detailed drawings for all panel elements

Pos.	Artikelnummer	Bezeichnung	Mengenbestand	Einheit	Preis	Netto	Brutto
1	1.11.00000.13P-AD2M/560	Profil 40x40, 1E, Leicht, plan	MM	1	13.19	13.19	
2	1.11.00000.13P-AD2M/799	Profil 40x40, 1E, Leicht, plan	MM	1	15.39	15.39	
3	1.11.00000.13P-AD4M/799	Profil 40x40, 1E, Leicht, plan	MM	1	15.39	15.39	
4	1.11.00000.13P-AD4M/150	Profil 40x40, 1E, Leicht, plan	MM	4	5.33	21.31	
5	1.11.00000.13P-AD2M/150	Profil 40x40, 1E, Leicht, plan	MM	5	5.33	26.43	
6	1.11.00000.22P-AD3M/560	Profil 40x40, 2E, ECK, Leicht, plan	MM	1	13.19	13.19	
7	1.11.00000.22P-AD2M/560	Profil 40x40, 2E, ECK, Leicht, plan	MM	1	13.19	13.19	
8	1.11.00000.22P-AD3M/894	Profil 40x40, 2E, ECK, Leicht, plan	MM	1	16.87	16.87	
9	1.11.00000.22P-AD4M/894	Profil 40x40, 2E, ECK, Leicht, plan	MM	1	16.87	16.87	
10	1.11.00000.22P-AD4M/894	Profil 40x40, 2E, ECK, Leicht, plan	MM	1	16.87	16.87	
11	1.11.00000.22P-AD4M/894	Profil 40x40, 2E, ECK, Leicht, plan	MM	1	16.87	16.87	
12	1.11.00000.22P-AD2M/1330	Profil 40x40, 2E, ECK, Leicht, plan	MM	1	22.63	22.63	
13	1.11.00000.22P-AD2M/1340	Profil 40x40, 2E, ECK, Leicht, plan	MM	1	23.73	23.73	
14	1.11.00000.22P-AD3M/1340	Profil 40x40, 2E, ECK, Leicht, plan	MM	1	23.73	23.73	
15	1.11.00000.22P-AD2M/740	Profil 40x40, 2E, ECK, Leicht, plan	MM	2	14.47	28.95	
16	1.11.00000.22P-AD4M/2028	Profil 40x40, 2E, ECK, Leicht, plan	MM	2	32.95	65.91	
17	1.11.00000.22P-AD4M/2776	Profil 40x40, 2E, ECK, Leicht, plan	MM	2	36.83	73.66	
18	1.11.00000.22P-AD4M/2740	Profil 40x40, 2E, ECK, Leicht, plan	MM	3	44.00	131.99	
19	1.11.00000.22P-AD2M/560	Profil 40x40, 2E, Leicht, plan	MM	1	13.19	13.19	
20	1.11.00000.22P-AD3M/560	Profil 40x40, 2E, Leicht, plan	MM	1	13.19	13.19	
21	1.11.00000.22P-AD3M/577.5	Profil 40x40, 2E, Leicht, plan	MM	1	13.46	13.46	
22	1.11.00000.22P-AD3M/577.5	Profil 40x40, 2E, Leicht, plan	MM	1	13.46	13.46	
23	1.11.00000.22P-AD3M/795	Profil 40x40, 2E, Leicht, plan	MM	1	15.43	15.43	
24	1.11.00000.22P-AD3M/795	Profil 40x40, 2E, Leicht, plan	MM	1	15.43	15.43	
25	1.11.00000.22P-AD2M/795	Profil 40x40, 2E, Leicht, plan	MM	1	13.43	13.43	
26	1.11.00000.22P-AD2M/835	Profil 40x40, 2E, Leicht, plan	MM	1	17.14	17.14	
27	1.11.00000.22P-AD3M/835	Profil 40x40, 2E, Leicht, plan	MM	1	17.14	17.14	
28	1.11.00000.22P-AD4M/1370	Profil 40x40, 2E, Leicht, plan	MM	1	21.18	21.18	
29	1.11.00000.22P-AD4M/1330	Profil 40x40, 2E, Leicht, plan	MM	1	22.63	22.63	
30	1.11.00000.22P-AD3M/1360	Profil 40x40, 2E, Leicht, plan	MM	1	22.49	22.49	
81	1.87.061.99	Polycarbonat 6 mm, Farblos, SZIE: 597.509M	SH	4	62.31	369.26	
82	1.43.121	Abdeckprofil 10, Alu, FFB	EA	19	2.34	23.40	
83	1.42.208M.2	Abdeckkappe 40x40, 32, schwarz	EA	70	0.96	67.20	
84	1.21.469	Verbinder, Universal	EA	98	2.30	225.40	
85	1.21.461	Verbinder, Standard	EA	41	2.30	94.30	
86	1.21.462	Verbinder, Standard 90°	EA	17	2.30	39.10	
87	1.41.E346.1	Kombiprofil E, 4,5 - 6, grau	EA	28	1.19	33.32	
Total Weight:				314.64 kg (693.67 lbs)			
Total Amount:				€ 5541.91			

Parts list with calculations

The Pipe & Joint System:

MayTube

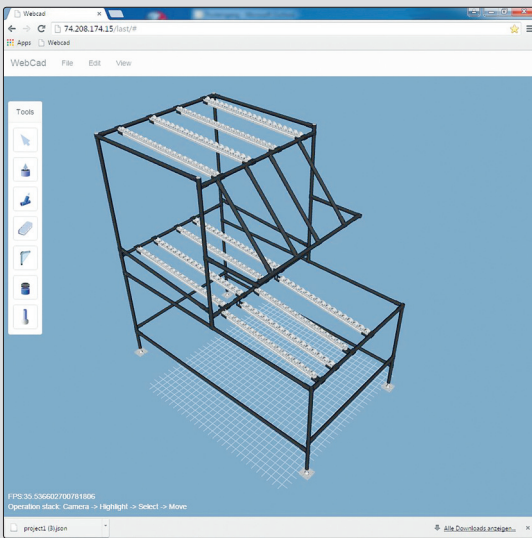
Design Software

- Free to use
- Online 3D CAD-Tool
- No software installation required
- 80% Faster
- Export function for 3D models and parts list

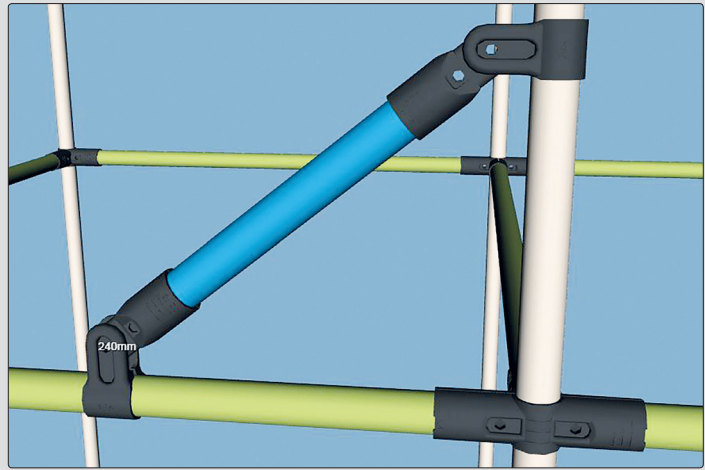
Sample

Kanban material conveyancing

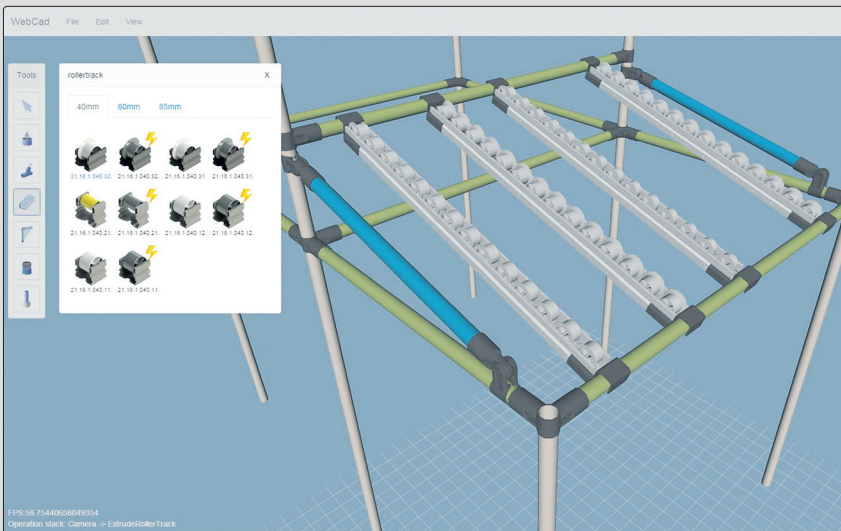
Complete in 10 min. ... Ready



3D view



Automatic placement of the required pipe connectors



Wide range of accessories, e.g. roller tracks

Bill of Materials



Pos.	Article No.	Description	Unit	Qty	Each \$	Total \$
1	21.11.116.07.21/120.0	Steel Pipe 120, 0,7 - black, AISI coated, ESO	m	2	0,62	0,24
2	21.11.116.07.21/120.0	Steel Pipe 120, 0,7 - black, AISI coated, ESO	m	2	0,26	0,28
3	21.11.116.07.21/120.0	Steel Pipe 120, 0,7 - black, AISI coated, ESO	m	2	4,46	8,92
4	21.11.116.07.21/120.0	Steel Pipe 120, 0,7 - black, AISI coated, ESO	m	2	0,51	0,52
5	21.11.116.07.21/120.0	Steel Pipe 120, 0,7 - black, AISI coated, ESO	m	2	0,57	0,57
6	21.11.116.07.21/120.0	Steel Pipe 120, 0,7 - black, AISI coated, ESO	m	2	0,58	0,58
7	21.11.116.07.21/120.0	Steel Pipe 120, 0,7 - black, AISI coated, ESO	m	2	0,64	0,64
8	21.11.116.07.21/120.0	Steel Pipe 120, 0,7 - black, AISI coated, ESO	m	2	0,36	0,36
9	21.11.116.07.21/120.0	Steel Pipe 120, 0,7 - black, AISI coated, ESO	m	2	0,29	0,29
10	21.11.116.07.21/120.0	Steel Pipe 120, 0,7 - black, AISI coated, ESO	m	2	0,49	0,49
11	21.11.116.07.21/120.0	Steel Pipe 120, 0,7 - black, AISI coated, ESO	m	2	0,29	0,29
12	21.11.116.07.21/120.0	Steel Pipe 120, 0,7 - black, AISI coated, ESO	m	2	0,49	0,49
13	21.16.1.040.32.2/121.2	Roller track 40 bar roller with edge rollers, white	m	2	13,86	27,72
14	21.16.1.040.32.2/121.3	Roller track 40 bar roller with edge rollers, white	m	2	15,40	30,80
15	21.16.1.040.32.2/121.5	Roller track 40 bar roller with edge rollers, white	m	2	15,47	30,94
16	21.16.1.040.32.2/121.3	Roller track 40 bar roller with edge rollers, white	m	2	15,43	30,86
17	21.11.021.1	90° angle joint, black	EA	1	2,27	2,27
18	21.11.021.1	Standard joint 90°, black	EA	28	0,28	7,84
19	21.16.1.040.32.2/121.2	Roller track support 40	EA	2	0,05	0,10
20	21.16.1.040.32.2/121.2	Roller track support 40	EA	27	0,42	11,34
21	21.11.23.1	Support joint, black	EA	2	0,28	0,56
22	21.15.063.1	Horizontal foot, square	EA	2	0,05	0,10
23	21.14.05.07.1	Horizontal insert 112 for AISI coated pipes and 0.7mm wall thickness	EA	2	0,60	1,20
					Total Price:	\$ 236,12
					Total Weight:	31,1 kg

Save TXT BOM

Automatic parts list with calculations